

Smart Kapp 84 Whiteboard

- Kapp 84 can be used as a normal whiteboard
- Simply unplug the AC adapter and nothing gets captured
- Use any colour dry erase markers but saves only in mono black
- Can use same white board cleaner to clean the Kapp 84 board (unplug power adapter first)

Smart Kapp 84 Whiteboard

- When the Kapp 84 is powered ON, anything you write on the board can be saved to a USB flash drive (must be FAT 32 format)
- Files get saved as Adobe PDF files (Kapp1.pdf, Kapp2.pdf, etc..) on the USB flash drive

Smart Kapp 84 Whiteboard

- The date of the saved PDF file on the USB will show 01/01/2015
- Copy and rename the file with a date stamp, ie: kapp1_Feb-1-2017 to your computer

Smart Kapp 84 Whiteboard

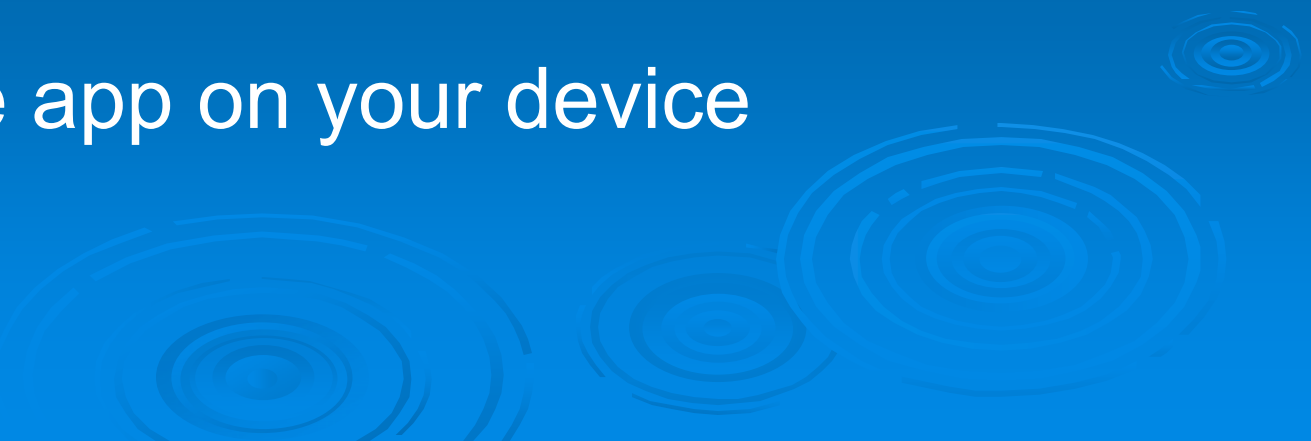
Smart kapp 84 has 4 LEDs on bottom right

- Snapshot LED
 - saves image to USB and to snapshot board
- USB LED
 - Red = unusable USB stick
 - White = connected good USB stick
- Bluetooth LED
 - White = connected device
 - Red = disconnecting device
- Power LED
 - Green = Whiteboard ready to Capture

Smart Kapp 84 Whiteboard

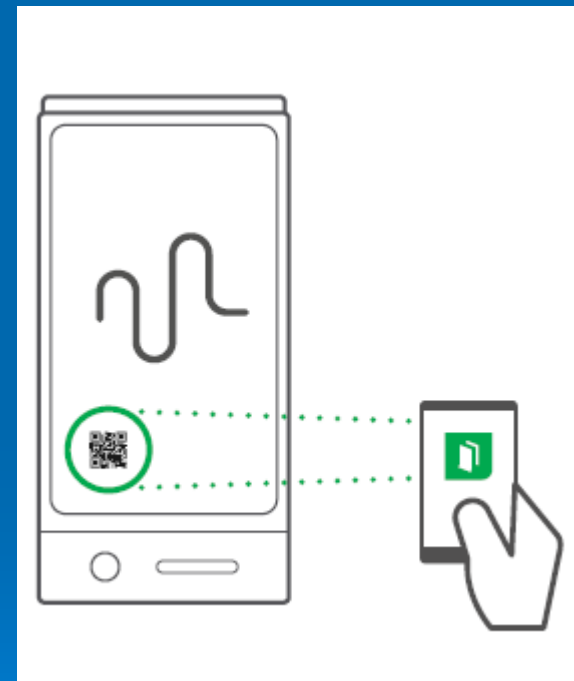
- Only one Primary user at a time can be connected to the Kapp 84 via Bluetooth
- Once connected, Bluetooth LED on the board turns White
- Primary user can invite up to 250 users to view the board on their devices

Smart Kapp 84 Whiteboard

- iOS & Android devices connect via Bluetooth (~ 30ft range)
 - Downloads for Smart Kapp App from play.google.com or itunes.apple.com
 - Install the app on your device
- 

Smart Kapp 84 Whiteboard


- Start the SMART kapp app on your device
- Centre your device's rear-facing camera over the QR code



Smart Kapp 84 Whiteboard

- Invitation to the session can be done with “Share Link” or by simply entering the URL address in a browser
 - [https://kapp.io/\[code\]](https://kapp.io/[code])
- Once connected to the session, a few buttons are available to the users


Smart Kapp 84 Whiteboard

- “+” Zoom In
 - “-” Zoom Out
 - “Download” downloads session to device
 - “Snapshot” shows snapshots of session
 - “Follow Host” returns to live view
- 

Smart Kapp 84 Whiteboard

- You can disconnect the Bluetooth session from your device or simply by pressing and holding the Bluetooth icon on the board for five seconds.
- “Session Ended” will appear on all users’ devices with an option to save the session on their devices prior to closing

Smart Kapp 84 Whiteboard

- Remember to erase the board
 - Remember to remove the USB flash drive from the Kapp 84 at the end of session
 - Unplug the power adapter
- 

Smart Kapp 84 Summary

- Use kapp 84 as a whiteboard
- Power ON to capture writing
- Save to USB (Fat 32 format)
- Connect via Bluetooth
- Share session with up to 250 users
- Disconnect Bluetooth device, remember to take your USB flash drive
- Erase and unplug AC on kapp84